

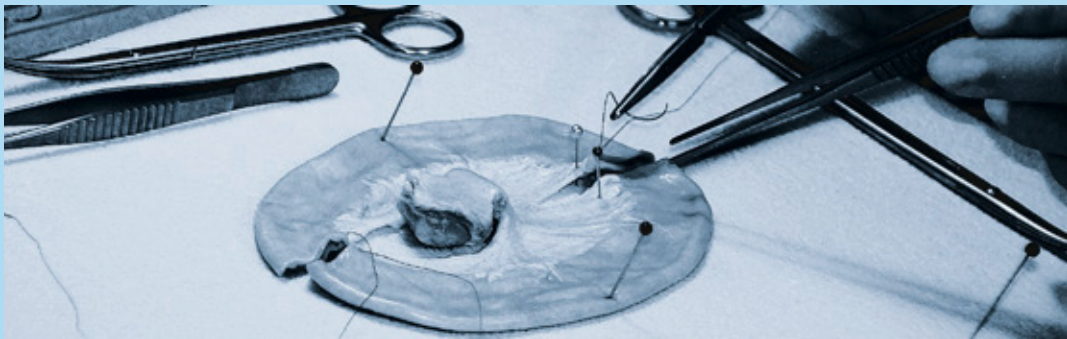


Final Program

32nd International Gastrointestinal Surgery Workshop 2015

February 28–March 6, 2015, Congress Center Davos, Switzerland

Open and Laparoscopic Surgical Techniques Including Virtual Reality Training



Organized by the Foundation for Gastrointestinal Surgery Davos. A member of Academia Rætica



IMAGE 1 :spies® 3D

3D in FULL HD



STORZ
KARL STORZ — ENDOSKOPE

THE DIAMOND STANDARD

TP 51 09/2014/A-E

KARL STORZ GmbH & Co. KG, Mittelstraße 8, 78532 Tuttlingen/Germany, Phone: +49 (0)7461 708-0, Fax: +49 (0)7461 708-105, E-Mail: info@karlstorz.com
KARL STORZ Endoscopy America, Inc. 2151 E. Grand Avenue, El Segundo, CA 90245-5017, USA, Phone: +1 424 218-8100, Fax: +1 800 321-1304, E-Mail: info@kseaa.com
KARL STORZ Endoscopia Latino-America, 815 N. W. 57 Av., Suite No. 480, Miami, FL 33126-2042, USA, Phone: +1 305 262-8980, Fax: +1 305 262-89 86, E-Mail: info@ksela.com
KARL STORZ Endoscopy Canada Ltd., 7171 Millcreek Drive, Mississauga, ON L5N 3R3, Canada, Phone: +1 905 816-4500, Fax: +1 905 858-4599, E-Mail: info@karlstorz.ca
www.karlstorz.com

Welcome Message

Dear Colleagues

We wish you a special warm welcome to this year's 32nd practical course in gastrointestinal surgery in Davos. In the program you will find an arrangement of lectures followed by practical exercises using various models.

Since the inauguration of this course, 31 years ago, surgery of the GI tract has considerably changed and especially two techniques have revolutionized and expanded the possibilities: First the refinement and improved safety of mechanical stapling devices and then of course laparoscopic surgery. Here, a great variety of indications has been generally accepted and the instruments in use are being modified and perfected quite rapidly.

These are good reasons for offering such a course for the benefit of practicing surgeons and those involved in advanced professional education. The course 2015 focuses on detailed technical aspects necessary for accomplishing these surgical interventions and makes specially adapted models available. With virtual reality training models, you can test your skills during the course.

No surgical intervention without basic knowledge. You will take part in state of the art lectures concerning different tools in GI surgery, as well as in interactive sessions on special cases or on errors in surgery.

The main issue of the Davos-philosophy is practicing surgery. Therefore the course is designed to give each participant the chance to practice all the techniques as demonstrated by video on different models. This allows the participants to learn new and to familiarize themselves with alternative procedures and also to improve their skills.

After the lectures, the participants are invited to move to the rooms specially prepared for the individual practical exercises. The numbers on the name-badges correspond with those of each participant's particular workbench. At each table an instructor will be happy to welcome and guide you. Make frequent use of it!

It is a great pleasure to welcome you to our Davos-Course 2015.

We very much hope you will find this week both stimulating and creative.

Daniel Oertli
President of the Foundation

Foundation for Gastrointestinal Surgery

On December 11, 1989 the Foundation for Gastrointestinal Surgery, Davos, (AGC-Foundation) was founded in accordance with the Swiss law.

Aim of AGC-Foundation

The aim of the Foundation is to support and promote education in gastrointestinal surgery, in the production of adequate teaching aids as well as in the organization of international exchange of surgeons in training. The Foundation may organize postgraduate courses and intensify scientific exchange between various institutions.

Board of Directors of AGC-Foundation



President

**Prof. Dr. med.
Daniel Oertli**
Departement Chirurgie
Universitätsspital
Basel, Switzerland



Vice-President

**Prof. Dr. med.
Arnulf Hölscher**
Chirurgische Klinik
der Universität Köln
Köln, Germany



Councillor

**Prof. Dr. med.
Thue Bisgaard**
Dept. Of Gastroenterology
Surgical Unit
Hvidovre Hospital
Copenhagen University
Denmark



Councillor

**Prof. Dr. med.
Pierre-Alain Clavien**
Viszeral- & Tranplant.
Chirurgie
Universitätsspital
Zürich, Switzerland



Councillor

**Prof. Dr. med.
Nicolas Demartines**
Visceral Surgery
Univ. Hospital CHUV
Lausanne,
Switzerland



Councillor

**Prof. Dr. med.
Friedrich Herbst**
Chirurgische Klinik
KK der Barmherzigen
Brüder
Wien, Austria

Foundation for Gastrointestinal Surgery




Councillor

**Dr. med.
Odd Mjåland**
Dept. of Surgery
Sörlandet Sykehus HF
Kristiansand, Norway



Councillor

**Prof. Dr. med.
Stefan Post**
Dept. Chirurgie
Universitätsklinikum
Mannheim, Germany



Councillor

**Prof. Dr. med.
Norbert Senninger**
Allgemeinchirurgie
Westfälische
Wilhelms-Universität
Münster, Germany



Councillor

**PD Dr. med.
Peter Vogelbach**
Departement Chirurgie
Spital Dornach
Dornach, Switzerland

Retired Member of the Board of Directors of AGC-Foundation

Honorary President and Founding Member

Prof. Dr. med. Martin Allgöwer, Chur, Switzerland †

Past Presidents and Founding Members

Prof. Dr. med. J. Rüdiger Siewert, Freiburg im Breisgau, Germany

Prof. Dr. med. Felix Harder, Basel, Switzerland

Past President of the Foundation

Prof. Dr. med. Hans-Detlev Saeger, Dresden, Germany

Past Councillors and Founding Members

Prof. Dr. med. Eduard Farthmann, Freiburg im Breisgau, Germany

Prof. Dr. med. Christian Herfarth, Heidelberg, Germany †

Prof. Dr. med. Thomas P. Ruedi, Davos, Switzerland

Prof. Dr. med. Leonard Schweiberer, München, Germany

Prof. Dr. med. Michael Trede, Mannheim, Germany

Past Councillors

Prof. Dr. med. Soeren Laurberg, Copenhagen, Denmark

Prof. Dr. med. Jacob Rosenberg, Denmark

Prof. Dr. med. Claes Rudberg, Västerås, Sweden

Mr. William E.G. Thomas, Sheffield, UK

Faculty Members/Instructors 2015

The Faculty 2015 includes in addition to the Board of Directors of AGC-Foundation the following listed Faculty Members (*Core Faculty Members)

*Dr. med. Walter Brunner, Dept. Chirurgie Rorschach, Kantonsspital St. Gallen Rorschach, Switzerland

*Prof. Dr. med. Rudolf Bumm, Alfeld, Germany

Dr. med. Arne Eklund, Central Hospital, Västerås, Sweden

*PD Dr. med. Daniel M. Frey, GZO Spital, Wetzikon, Switzerland

Prof. Dr. med. Markus Furrer, Dept. of Surgery, Kantonsspital Graubünden Chur, Switzerland

Prof. Dr. med. Dieter Hahnloser, Visceral Surgery, Univ. Hospital CHUV Lausanne, Switzerland

*PD Dr. med. Christian T. Hamel, Klinik Viszeral- und Allgemein Chirurgie Lörrach, Germany

Prof. Dr. med. Walter Marti, Dept. of Surgery, Kantonsspital Aarau, Switzerland

*Prof. Dr. med. Jürg Metzger, Chirurgische Klinik A, Kantonsspital Luzern, Switzerland

*Dr. med. Christian Nebiker, Dept. of Surgery, University Hospital Basel, Basel, Switzerland

*Prof. Dr. med. Rachel Rosenthal, Dept. of Surgery, Universitätsspital Basel, Switzerland

Prof. Dr. med. Raffaele Rosso, Dipartimento di Chirurgia Ospedale regionale Lugano, Lugano, Switzerland

Prof. Dr. med. Tom Mikael Scheinin, Dept. of Surgery, University of Helsinki Helsinki, Finland

Dr. med. Thorbjorn Sommer, Dept. of Surgery, Åarhus University Højbjerg, Denmark

Prof. Dr. med. Henk O. ten Cate Hoedemaker, Dept. of Surgery University Hospital, Groningen, The Netherlands

Prof. Dr. med. Harry van Goor, Dept. of Surgery, University Medical Center Nijmegen, The Netherlands

Dr. René Vonlanthen, Dept of Surgery, University Hospital, Zürich

Instructors 2015

Instructors 2015 (includes also Faculty Members)

Dr. med. Henrik Andersson, Västerås, Sweden
Dr. med. Katrin Bermoser, Hall, Austria
Dr. med. Lars Bundgaard, Vejle, Denmark
Dr. med. Reint Burger, Aarau, Switzerland
Dr. med. Otmar Buyne, Nijmegen, The Netherlands
PD Dr. med. René Fortelny, Wien, Austria
Dr. med. Giorgios Gklavenos, Lörrach, Germany
Dr. med. Emanuel Gmür, Wetzikon, Switzerland
Dr. med. Georg Györi, Wien, Austria
Dr. med. Fabian Hauswirth, Zürich, Switzerland
Dr. med. Peter Hesselheldt, Hvidovre, Denmark
Dr. med. Martin Hübner, Lausanne, Switzerland
Dr. med. Peter-Michael Krieger, Wien, Austria
Dr. med. Philipp Kron, Zürich, Switzerland
Dr. med. Gudrun Lindemann, Luzern, Switzerland
Dr. med. Sven Mayr, Dornach, Switzerland
PD Dr. med. Rudolf Mennigen, Münster, Germany
Dr. med. Fabrizio Minervini, Lugano, Switzerland
Prof. Dr. med. Gurbankhan Muslumov, Baku, Azerbaijan
Prof. Dr. med. Kai Nowak, Mannheim, Germany
Dr. med. Peter Nussbaumer, Lachen, Switzerland
Dr. med. Manfred Odermatt, Chur, Switzerland
Dr. med. Ole Christian Olsen, Drammen, Norway
Dr. med. Jørn Pachler, Hvidovre, Denmark
Dr. med. Adrian Palma, Muri, Switzerland
Dr. med. Urs Pfefferkorn, Olten, Switzerland
Dr. med. Pauli Puolakkinen, Helsinki, Finland
Mr. Tomas Ragnarsson, Gothenburg, Sweden
Dr. med. Estelle Reinauer, Dornach, Switzerland
Dr. med. Stefan Ristic, Luzern, Switzerland

Instructors 2015 (cont.)

Instructors 2015 (includes also Faculty Members)

Dr. med. Eric Roessner, Mannheim, Germany
Dr. med. Lars Rolighed, Aarhus, Denmark
Dr. med. Roger Schmid, Solothurn, Switzerland
Dr. med. Henner Schmidt, Köln, Germany
Dr. med. Wolfgang Steinke, Schaffhausen, Switzerland
Dr. med. Alexander Szyszkowitz, Graz, Austria
Dr. med. Anders Törnqvist, Karlstad, Sweden
Dr. med. Peter van den Boezem, Nijmegen, The Netherlands
Prof. Dr. med. Mikael Victorzon, Vaasan, Finland
Dr. med. Claus Vinther, Odense, Denmark
Dr. sc tech. Marina Vitz, Zürich, Switzerland
Dr. med. Thomas Vogel, Münster, Germany
Dr. med. Markus von der Groeben, Basel, Switzerland
PD Dr. med. Peter Wamser, Wien, Austria

Sponsors and Exhibitors

The Organizers are grateful for the support of the course to:

Main Sponsor

Covidien Deutschland, DE-93333 Neustadt a. Donau, Germany
Covidien Nordiska, SE-11743 Stockholm, Sweden
Covidien Schweiz, CH-8832 Wollerau, Switzerland

Sponsors

Anklin AG, CH-4102 Binningen, Switzerland
Erbe Elektromedizin GmbH, DE-72072 Tübingen, Germany
Life Cell c/o KCI Medical GmbH, 8153 Rümlang
Mölnlycke Health Care AG, CH-8953 Dietikon, Switzerland
Ricola Vertriebs AG, CH-4242 Laufen, Switzerland
Karl Storz GmbH & Co., DE-78532 Tuttlingen, Germany
Richard Wolf GmbH, DE-75438 Knittlingen, Germany

Organizers

Organizer and Medical Director of the Course



**Dr. med.
Christian A. Nebiker**
Departement Chirurgie
Universitätsspital Basel
Spitalstrasse 31
4031 Basel, Switzerland
e-mail:
nebikerc@usb.ch
Tel: +41 61 328 76 49



**PD Dr. med.
Daniel M. Frey**
Departement Chirurgie
GZO Spital Wetzikon
8620 Wetzikon,
Switzerland
e-mail:
daniel.frey@gzo.ch
Tel: +41 44 934 22 48

Course Secretariat

AGC-Course Secretariat
c/o ISS/SIC
Seltisbergerstrasse 16
CH-4419 Lupsingen
Switzerland

Tel: +41 61 815 96 62
Fax: +41 61 811 47 75
e-mail: surgery@iss-sic.ch
Homepage: www.davoscourse.ch



Course Coordinator

Victor Bertschi
ISS/SIC
Lupsingen, Switzerland
e-mail:
victor.bertschi@iss-sic.ch



Course Administrator

Marianne Bertschi
ISS/SIC
Lupsingen, Switzerland
e-mail:
marianne-bertschi@iss-sic.ch



Asst. Course Coordinator

Jérôme Ammann
ak-medizin
feat. „cut-away“ ammann
Stein, Switzerland
e-mail:
ja@ak-medizin.com



Medical Preparator

Oscar Baldomero
BSc (Hons) AIBMS
Baldomero Medical GmbH
Binningen, Switzerland
e-mail:
oscar.baldomero@balmed.ch

General Information

Course Venue

Congress Center Davos Platz, South entrance
Tel: +41 81 414 62 15
Fax +41 81 414 62 29
e-mail during Course: surgery@iss-sic.ch

Opening Hours of the Secretariat in Davos

Saturday, February 28, 2015
10.00–19.00
Sunday, March 1, to
Thursday, March 5, 2015
08.00–12.30 and 14.00–19.30
Friday, March 6, 2015
08.00–12.00

Practical Exercises according to Individual Schedule

The schedule of practical exercises is given in colors at the end of the program outline. Your individual place to work for practical exercises is printed on your name-badge as well as on the colored lists in your course documents.

Basic Skills Course (Group A)

conventional exercises
(Room Davos, Wing A)

List



laparoscopic exercises
(Rooms Sanada & Aspen, Wing C)



Intermediate Skills Course (Group C)

laparoscopic exercises
(Rooms Sanada & Aspen, Wing C)



conventional exercises
(Room Davos, Wing A)



Note:

Exercises in open cholecystectomy will take place in the laparoscopic exercise rooms Sanada & Aspen.

Program of Lectures

Lectures will be held daily before the practical exercises as of the following pages.

The morning Lectures are divided into two parts, for the Basic Skills Course and the Intermediate Skills Course. You will profit from this measure as it will increase the value of the course in accordance with your surgical experiences.

General Information

Surgical Instruments

Surgical instruments for the open and laparoscopic practical exercises will be available from B. Braun Medical for each working place (1 set for each 2 participants only).

Participants with odd registration numbers are invited to pick them up at the Registration Counter before the beginning of the course and to return them on Friday after the final assessment. A credit card guarantee or a deposit, which will be returned upon return of the complete set, has to be provided.

Participants who wish to use their own equipment may bring the same along to Davos which should include the following:

- 1 large needle holder (approx. 20 cm)
- 1 short needle holder (approx. 12 cm)
- 1 pair of fine long forceps (non-toothed)
- 1 pair of short forceps
- 1 pair of dissecting scissors
- 1 pair of straight-stitch cutting scissors
- 6 –10 fine artery forceps (mosquitos)

Surgical Gloves

Mölnlycke Health Care AG will provide surgical gloves for the practical exercises.

Accreditation of Participation

The program of the course has been established in accordance with the guidelines of the "Berufsverband Deutscher Chirurgen" (BDC), the Swiss Association for Laparoscopic and Thoracoscopic Surgery (SALTS) according to the recommendations of the "Chirurgische Arbeitsgemeinschaft für Endoskopie" (CAE) of the "Deutsche Gesellschaft für Chirurgie".

The Danish, Swedish and Norwegian Surgical Societies have approved that the course meets the requirements of "Phase II of the Official Training Opportunities".

Confirmation of Participation and Diplomas

Certificates will be available at the end of the course on Friday at the course counter. All participants, including instructors must hand in their personal evaluation sheets in exchange for the diplomas.

CHRÜTERCHRAFT IST DAS GEHEIMNIS



Ricola

General Information

Confirmation for Tax Purposes

In order to meet the requirements to obtain tax exemption each course participant may ask the secretariat to obtain a personal form at the beginning of the course. This form is optional and not compulsory.

It is the responsibility of each participant to have this form signed daily by the table instructor immediately after the session and to get it confirmed daily by the course secretariat.

Free Internet Access

All participants are offered free Internet Access on WLAN during the course.
User Name: **AGC**
Password: **AGC2015**

Social Events

Course Banquet on Wednesday, March 4, 2015 at 20.00

All Course Participants, Instructors and Lecturers are invited to this special event. Vouchers, which have to be handed in at the entrance, will be provided with the course documents upon registering.

The voucher will entitle for the dinner including non-alcoholic drinks for free. Alcoholic drinks can be purchased before or during the banquet dinner at the Cash-Bar in the Foyer of the ballroom in Wing A.

The already traditional Banquet will start at 20.00 in the Hall Davos (Wing A) at the Convention Centre and will last until about 24.00.

Dress for this event is informal. Participants are invited to be seated at their tables where dinner will be served by 20.15.

A limited number of extra tickets for accompanying persons can be purchased at a price of CHF 60.– at the Registration Counter. Tickets must be purchased by Tuesday evening the latest.

The secretariat will not mail your confirmation of participation and your diploma if not picked up in Davos.

THE MODULAR DESIGN MEANS
I HAVE JUST EVERYTHING I NEED



MY SURGICAL WORKSTATION FROM ERBE

VIO® System

Master module with all electro-surgical modes for CUT and COAG, with output dosage



APC® 2

Devitalizes tissue and stops bleeding, non-contact technology



BiCision®

Thermofusion and dissection for vessels and tissue structures, easy to operate



ERBEJET® 2

Dissection can be performed selectively and for specific tissue layers with minimal bleeding



Further information on medical procedures can be found on our web site.

ERBE Elektromedizin GmbH | Tuebingen | Germany
Phone +49 7071 755-0 | www.erbe-med.com

ERBE

Perfection for Life

Saturday, 28.2.2015

- 10.00 **Opening of the Course Secretariat and Registration**
(Entrance Area, Wing A)
- 11.00–11.30 **Instructors briefing (for instructors only)**
(Hall Davos, Wing A)
– W. Brunner, Rorschach
– C. Nebiker, Basel
– D. Oertli, Basel
- 11.30–12.30 **Train the trainers (for instructors only)**
– S. Post, Mannheim
- 12.30–13.30 **Lunch break**
- 14.00–14.30 **Course opening**
(Hall Davos, Wing A)
– W. Brunner, Rorschach
– C. Nebiker, Basel
– D. Oertli, Basel
- 14.30–16.00 **Joint lecture**
(Hall Davos, Wing A)

Moderators: J. Metzger, Luzern
 D. Oertli, Basel

Basics in open surgery: suture techniques and materials
– C.T. Hamel, Lörrach

Basics in laparoscopy
– P. Vogelbach, Dornach

Electrosurgery
– H.O. ten Cate Hoedemaker, Groningen
- 16.00–16.15 **Break**
(Foyer Davos, Wing A)
- 16.15–19.00 **Practical exercises**
See individual schedule on page 25

The Laparoscopic Toolbox



The toolbox principle

ERAGONmodular offers surgeons a wide range of options for creating their ideal laparoscopic set. Ergonomic handles, all diameters relevant to the routine requirements of medical practice, effective working lengths and a range of jaw sections can be combined as necessary. This universal compatibility also ensures that individual trays can comprise fewer instruments – an advantage for efficiency and an opportunity to reduce costs.



**We are looking forward
to your visit at our booth.**

www.richard-wolf.com

ERAGON modular

Laparoscopic instrument system
for multidisciplinary use

Sunday, 1.3.2015

- 08.00–09.30 **Lecture**
basic course
(Hall Davos, Wing A)
Moderators: R. Bumm, Alfeld
P. Vogelbach,
Dornach
- Avoidance and management
of bile duct injuries
– W.R. Marti, Aarau
- ERAS (Enhanced Recovery
After Surgery)
– N. Demartines, Lausanne
- Peptic disease and its
complications
– A.H. Hölscher, Köln
- 09.30 **Break**
(Foyer Sanada, Wing C)
- 10.00–12.00 **Practical exercises**
See individual schedule on page 25
- 12.00 **Lunch Break**
- 16.00 **Coffee and sweets**
(Foyer Sanada, Wing C)
- 16.30–17.30 **Interactive session**
(Hall Davos, Wing A)
Acute situations in abdominal surgery: clinical scenarios I
Moderator: N. Demartines, Lausanne
Panellists: T. Bisgaard, Copenhagen
A.H. Hölscher, Köln
P. Vogelbach, Dornach
Case presenters: J. Metzger, Luzern
T. Sommer, Aarhus
R. Vonlanthen, Zürich
- 17.30–19.30 **Practical exercises**
See individual schedule on page 25
- Lecture**
intermediate course
(Room Seehorn, Wing A)
Moderators: S. Post, Mannheim
H.O. ten Cate
Hoedemaker,
Groningen
- What the general surgeon
should know about liver surgery
– P.A. Clavien, Zürich
- Management of acute
pancreatitis and its complications
– H. van Goor, Nijmegen



NEW in Minilaparoscopy:

Three-part detachable CLICK'line® instruments



STORZ
KARL STORZ — ENDOSKOPE

THE DIAMOND STANDARD

LAP 89-1 05/2013/A-E

KARL STORZ GmbH & Co. KG, Mittelstraße 8, 78532 Tuttlingen/Germany, Phone: +49 (0)7461 708-0, Fax: +49 (0)7461 708-105, E-Mail: info@karlstorz.com
KARL STORZ Endoscopy America, Inc. 2151 E. Grand Avenue, El Segundo, CA 90245-5017, USA, Phone: +1 424 218-8100, Fax: +1 800 321-1304, E-Mail: info@kseas.com
KARL STORZ Endoscopia Latino-America, 815 N. W. 57 Av., Suite No. 480, Miami, FL 33126-2042, USA, Phone: +1 305 262-8980, Fax: +1 305 262-89 86, E-Mail: info@ksela.com
KARL STORZ Endoscopy Canada Ltd., 7171 Millcreek Drive, Mississauga, ON L5N 3R3, Canada, Phone: +1 905 816-4500, Fax: +1 905 858-4599, E-Mail: info@karlstorz.ca
www.karlstorz.com

Monday, 2.3.2015

08.00–09.30	Lecture basic course (Hall Davos, Wing A) Moderators: A. Eklund, Västerås D.M. Frey, Wetzikon Inguinal hernia repair: The optimal treatment? – J. Metzger, Luzern Avoidance and treatment of incisional hernia – T. Bisgaard, Copenhagen	Lecture intermediate course (Room Seehorn, Wing A) Moderators: W.R. Marti, Aarau N. Senninger, Münster Open abdomen – therapeutic options for closure of laparostomy – R. Rosso, Lugano Abdominal trauma – D. Oertli, Basel
09.30	Break (Foyer Sanada, Wing C)	
10.00–12.00	Practical exercises See individual schedule on page 25	
12.00	Lunch Break	
13.45–17.30	Virtual reality training (basic course only) (Room Forum, Wing A) Individual schedule included in course documents	
16.00	Coffee and sweets (Foyer Sanada, Wing C)	
16.30–17.30	Interactive session (Hall Davos, Wing A) Management of surgical complications Moderators: C.T. Hamel, Lörrach J. Metzger, Luzern Case presenters: A.H. Hölscher, Köln N. Senninger, Münster	
17.30–19.30	Practical exercises See individual schedule on page 26	

Tuesday, 3.3.2015

- 08.00–09.30 **Practical exercises
basic course**
See individual schedule on page 26
Note: Rooms Sanada & Aspen, Wing C
- 08.00–09.30 **Lecture
intermediate course**
(Room Seehorn, Wing A)
Moderators: R. Bumm, Alfeld
R. Rosso, Lugano
Mesenteric ischemia
– M. Furrer, Chur
Pancreatic cancer
– S. Post, Mannheim
- 09.30 **Break**
(Foyer Sanada, Wing C)
- 09.45–12.00 **Virtual reality training (basic course only)**
(Room Forum, Wing A)
Individual schedule included in course documents
- 10.00–12.00 **Practical exercises
intermediate course**
See individual schedule on page 26
- 10.00–11.30 **Lecture
basic course**
(Hall Davos, Wing A)
Moderators: O. Mjåland, Kristiansand
P. Vogelbach, Dornach
Abdominal pain
– S. Post, Mannheim
Small bowel obstruction
– R. Vonlanthen, Zürich
- 12.00 **Lunch break**

Tuesday, 3.3.2015

13.45–17.30 **Virtual reality training (basic course only)**
(Room Forum, Wing A)
Individual schedule included in course documents

16.00 **Coffee and sweets**
(Foyer Sanada, Wing C)

16.30–17.30 **Interactive session**
(Hall Davos, Wing A)

Acute situations in abdominal surgery: clinical scenarios II

Moderator: N. Demartines, Lausanne

Panel: D. Oertli, Basel
S. Post, Mannheim
N. Senninger, Münster

Case presenters: A. Eklund, Västerås
D.M. Frey, Wetzikon
P. Vogelbach, Dornach

17.30–19.30 **Practical exercises**
See individual schedule on page 26

[SIMPLY SMART]

Symbotex™ Composite Mesh

| HERNIA CARE | MESH • FIXATION • BIOLOGICS • DISSECTION

Smart Design Innovative Netz-Merkmale
für optimierte Leistung

Smart Handling Erleben Sie die Einfachheit
in der Hernienversorgung

Smart Repair entwickelt, um Patienten die optimale
Lösung in der Hernienversorgung zu bieten

IMPORTANT: Please refer to the package insert for complete instructions, contraindications, warnings and precautions.

Covidien, Covidien with logo, Covidien logo and "positive results for life" are U.S. and internationally registered trademarks of Covidien AG.
™ Trademark of its respective owner. Other brands are trademarks of a Covidien company. © 2014 Covidien. - AT 07/2014



Wednesday, 4.3.2015

- 08.00–09.30 **Lecture
basic course**
(Hall Davos, Wing A)
Moderators: A.H. Hölscher, Köln
W.R. Marti, Aarau
Colorectal cancer
– C.T. Hamel, Lörrach
Proctology
– D. Hahnloser, Lausanne
- Lecture
intermediate course**
(Room Seehorn, Wing A)
Moderators: R. Bumm, Alfeld
N. Senninger, Münster
Laparoscopic colorectal surgery
– N. Demartines, Lausanne
Rectal resection and
replacement
– F. Herbst, Wien
- 08.00–10.00 **Virtual reality training (basic & intermediate course)**
(Room Forum, Wing A)
Individual schedule included in course documents
- 09.30 **Break**
(Foyer Sanada, Wing C)
- 10.00–12.00 **Practical exercises**
See individual schedule on page 26
- 12.00 **Lunch break**
- 13.45–17.00 **Virtual reality training (basic & intermediate course)**
(Room Forum, Wing A)
Individual schedule included in course documents
- 16.00 **Coffee and sweets**
(Foyer Sanada, Wing C)
- 16.30–17.30 **Interactive session**
(Hall Davos, Wing A)
Acute abdomen
Moderators: A.H. Hölscher, Köln
D. Oertli, Basel
Case Presenters: H. van Goor, Nijmegen
S. Post, Mannheim
- 17.30–19.30 **Practical exercises**
See individual schedule on page 27
- 20.00 **BANKETT**
(Hall Davos, Wing A)



COVIDIEN

positive results for life


The confidence to know
bleeding has stopped

Veriset™ Haemostatic Patch

Intraoperative reliability and consistency.
Helping to improve patient outcomes.

A TECHNOLOGICAL INNOVATION DESIGNED TO HELP YOU ACHIEVE HAEMOSTASIS QUICKLY AND CONSISTENTLY¹

- Fast and Consistent¹
- Increased Patient Safety²
- Universal Use
(effective despite coagulation/
clotting deficiency)^{1,3}
- Ease of Use^{1,2}
- Potential Cost Savings^{4,5}



References:

1. Ollinger R, et al. A multicenter, randomized clinical trial comparing the Veriset™ haemostatic patch with fibrin sealant for the management of bleeding during hepatic surgery, HPB (Oxford), 2012 Dec 27, doi:10.1111/hpb.12009 [epub ahead of print].
2. Veriset™ haemostatic patch Instructions For Use and Product Specifications (2012).
3. Preclinical study sponsored by Covidien in 2010 assessing CV and PV models on animals with inhibited platelet activity (heparin, aspirin, Plavix™).
4. Shander, A, MD, Financial and clinical outcomes associated with surgical bleeding complications, Surgery 2007; 142: S20-S25.
5. Parikh, N, Hashemi, L, Morseon, M, Ally, A, Resource utilization and costs associated with peri-operative blood loss during liver surgeries – A retrospective data analysis in the United States, Covidien USA & Covidien UK, IHPBA 2012.
6. Baxter FloSeal™ haemostatic matrix Instructions For Use (2005)
7. Takeda TachoSil™ surgical patch Instructions For Use (2009)
8. Ethicon Evicel™ fibrin sealant Instructions For Use (2009)
9. Ethicon Surgical™ absorbable haemostat Instructions For Use (2010)
10. Pfizer Gelfoam™ gelatin sponge Instructions For Use (2012) Ω Based on Serum Plasma Morphology

Thursday, 5.3.2015

- 08.00–09.30 **Practical exercises
intermediate course**
See individual schedule on page 27
Note: Rooms Sanada & Aspen, Wing C
- 08.00–09.30 **Lecture
basic course**
(Hall Davos, Wing A)
Moderators: R. Bumm, Alfeld
R. Rosso, Lugano
Unexpected situations in abdominal surgery?
– TBN
Jaundice
– N. Senninger, Münster
- 09.30 **Break**
(Foyer Sanada, Wing C)
- 10.00–12.00 **Practical exercises
basic course**
See individual schedule on page 27
- 10.00–11.30 **Lecture
intermediate course**
(Room Seehorn, Wing A)
Moderators: W.R. Marti, Aarau
R. Vonlanthen, Zürich
Surgical aspects of inflammatory bowel disease (IBD)
– D. Hahnloser, Lausanne
Principles in bariatric surgery
– D.M. Frey, Wetzikon
- 12.00 **Lunch break**
- 16.00 **Coffee and sweets**
(Foyer Davos, Wing A)
- 16.30–17.30 **Interactive session**
(Hall Davos, Wing A)
What is wrong? Typical errors: how can they be avoided?
Moderator: N. Demartines, Lausanne
Case presenter: T. Bisgaard, Copenhagen
- 17.30–19.30 **Practical exercises**
See individual schedule on page 27

Friday, 6.3.2015

- 08.00–08.30 **Joint lecture**
(Hall Davos, Wing A)
Moderators: D. Hahnloser, Lausanne
R. Rosso, Lugano
Stoma placement, selection and closure
– F. Herbst, Wien
- 08.30–10.00 **Practical exercises**
See individual schedule on page 27
- 10.00 **Break**
(Foyer Davos, Wing A)
- 10.30 **Assessment of participants**
Practical exercise – see individual schedule on page 27
- 11.30 **Feedback from your instructor**
- 12.00 **End of course**
Distribution of certificates

Please prepare all your assessment forms in good time before the end of the course in order to facilitate the hand-in and to shorten distribution of certificates.

Certificates will only be handed out after the Final Assessment in return to the hand-in of all assessment forms.

Schedule of Practical Exercises

	Basic Skills Course (Group A)	Intermediate Skills Course (Group C)
Day and Time	<div style="display: flex; justify-content: space-between;"> <div style="width: 45%;">Open Surgery</div> <div style="width: 45%;">Open Surgery</div> </div> <div style="display: flex; justify-content: space-between;"> <div style="width: 45%;">Laparoscopic Surgery</div> <div style="width: 45%;">Laparoscopic Surgery</div> </div>	
Saturday, 28.2.2015 16.15 – 19.00	Room Davos, Wing A Moderators: S. Post, P. Vogelbach Knot tying and basic suture techniques <ul style="list-style-type: none"> • Knots • Knotting at depth, instrumental • Continuous suture technique • Posterior wall mattress and continuous • Interrupted anastomosis E-E 	Room Davos, Wing A Moderators: S. Post, P. Vogelbach Knot tying and basic suture techniques <ul style="list-style-type: none"> • Knots • Knotting at depth, instrumental • Continuous suture technique • Posterior wall mattress and continuous • Interrupted anastomosis E-E
Sunday, 1.3.2015 10.00 – 12.00	Room Davos, Wing A Moderators: C.T. Hamel, A. Hölscher Bowel anastomosis <ul style="list-style-type: none"> • Interrupted anastomosis E-E • Continuous anastomosis E-S 	Rooms Sanada & Aspen, Wing C Moderators: R. Bumm, P. Vogelbach Cholangiography and laparoscopic knot tying and suture techniques <ul style="list-style-type: none"> • Cholangiography • Knot pushers • Surgical knot
Sunday, 1.3.2015 17.30 – 19.30	Room Davos, Wing A Moderator: R. Bumm, J. Metzger Cross section gastroenterostomy and Billroth II <ul style="list-style-type: none"> • Cross section gastroenterostomy • Billroth II 	Rooms Sanada & Aspen, Wing C Moderators: D.M. Frey, C.T. Hamel Laparoscopic knot tying and suture techniques (continued) <ul style="list-style-type: none"> • Intracorporeal knot • Intracorporeal running suture • Endostitch with V-lock
Monday, 2.3.2015 10.00 – 12.00	Room Davos, Wing A Moderators: S. Post, N. Senninger Anterior resection <ul style="list-style-type: none"> • Anterior resection (by stapler) • Anterior resection (side to end) 	Rooms Sanada & Aspen, Wing C Moderators: T. Bisgaard, R. Bumm Laparoscopic fundoplication <ul style="list-style-type: none"> • Fundoplication Closure of gastrostomy

Schedule of Practical Exercises

	Basic Skills Course (Group A)	Intermediate Skills Course (Group C)
Day and Time	<div style="background-color: #d9ead3; padding: 2px;">Open Surgery</div> <div style="background-color: #fff2cc; padding: 2px;">Laparoscopic Surgery</div>	<div style="background-color: #d9ead3; padding: 2px;">Open Surgery</div> <div style="background-color: #f4cccc; padding: 2px;">Laparoscopic Surgery</div>
Monday, 2.3.2015 17.30 – 19.30	Room Davos, Wing A Moderators: N. Demartines N. Senninger Hepaticojejunostomy <ul style="list-style-type: none"> • Continuous anastomosis E-E • Hepaticojejunostomy 	Rooms Sanada & Aspen, Wing C Moderators: J. Metzger P. Vogelbach Laparoscopic anterior resection <ul style="list-style-type: none"> • Laparoscopic anterior resection • Port site closure • Intracorporeal running suture
Tuesday, 3.3.2015 08.00 – 09.30	<div style="background-color: #fff2cc; padding: 2px;">Rooms Sanada & Aspen, Wing C</div> Moderators: C. Nebiker, P. Vogelbach Open cholecystectomy	
Tuesday, 3.3.2015 10.00 – 12.00		Rooms Sanada & Aspen, Wing C Moderators: D. Frey, C.T. Hamel Laparoscopic cholecystectomy <ul style="list-style-type: none"> • Laparoscopic cholecystectomy • Hemostasis in the liver
Tuesday, 3.3.2015 17.30 – 19.30	<div style="background-color: #fff2cc; padding: 2px;">Rooms Sanada & Aspen, Wing C</div> Moderators: C.T. Hamel P. Vogelbach Introduction in laparoscopic surgery and cholangiography <ul style="list-style-type: none"> • Introduction • Pneumo 1st trocar • Insertion of trocars (camerawork) • Transport of matches • Clipping • Unwrapping of Ricola 	Room Davos, Wing A Moderators: J. Metzger N. Senninger Bowel anastomosis and gastroenterostomy <ul style="list-style-type: none"> • Interrupted anastomosis E-E • Continuous anastomosis E-S
Wednesday, 4.3.2015 10.00 – 12.00	Rooms Sanada & Aspen, Wing C Moderators: D.M. Frey, C.T. Hamel Basic laparoscopic techniques <ul style="list-style-type: none"> • Papercutting • Laparoscopic appendectomy • Chickenpeeling 	Room Davos, Wing A Moderators: R. Bumm, A. Hölscher Gastroenterostomy and cross section gastroenterostomy <ul style="list-style-type: none"> • cross section gastroenterostomy • Billroth I • Billroth II

Schedule of Practical Exercises

	Basic Skills Course (Group A)	Intermediate Skills Course (Group C)
Day and Time	<p>Open Surgery</p> <p>Laparoscopic Surgery</p>	<p>Open Surgery</p> <p>Laparoscopic Surgery</p>
Wednesday, 4.3.2015 17.30 – 19.30	<p>Rooms Sanada & Aspen, Wing C</p> <p>Moderators: C. Nebiker, P. Vogelbach</p> <p>Laparoscopic cholecystectomy</p> <ul style="list-style-type: none"> Laparoscopic cholecystectomy 	<p>Room Davos, Wing A</p> <p>Moderators: N. Demartines, S. Post</p> <p>Esophagojejunostomy and anterior resection</p> <ul style="list-style-type: none"> Stapled oesophagojejunostomy Anterior resection
Thursday, 5.3.2015 08.00 – 09.30		<p>Rooms Sanada & Aspen, Wing C</p> <p>Moderators: C. Nebiker, P. Vogelbach</p> <p>Open cholecystectomy and stapled anterior resection</p> <ul style="list-style-type: none"> Open cholecystectomy Anterior resection
Thursday, 5.3.2015 10.00 – 12.00	<p>Rooms Sanada & Aspen, Wing C</p> <p>Moderators: R. Bumm, C.T. Hamel</p> <p>Laparoscopic knot tying and suture techniques</p> <ul style="list-style-type: none"> Cholangiography Knot pusher Surgical knot 	
Thursday, 5.3.2015 17.30 – 19.30	<p>Rooms Sanada & Aspen, Wing C</p> <p>Moderators: C. Nebiker P. Vogelbach</p> <p>Laparoscopic cholecystectomy</p> <ul style="list-style-type: none"> Laparoscopic cholecystectomy Hemostasis in the liver Port site closure 	<p>Room Davos, Wing A</p> <p>Moderators: N. Demartines N. Senninger</p> <p>Hepaticojejunostomy and pancreas anastomosis</p> <ul style="list-style-type: none"> Hepaticojejunostomy Pancreas anastomosis
Friday, 6.3.2015 08.30 – 10.00	<p>Room Davos, Wing A</p> <p>Moderators: D. Hahnloser, F. Herbst</p> <ul style="list-style-type: none"> Stoma placement Closure abdominal wall 	<p>Room Davos, Wing A</p> <p>Moderators: D. Hahnloser, F. Herbst</p> <ul style="list-style-type: none"> Stoma placement Closure abdominal wall
Friday, 6.3.2015 10.30 – 11.30	<p>Final assessment</p> <p>Practical exercise</p>	<p>Final assessment</p> <p>Practical exercise</p>



WCS 2015

46TH WORLD CONGRESS OF SURGERY
INTERNATIONAL SOCIETY OF SURGERY
(formerly International Surgical Week)
23-27 AUGUST 2015, BANGKOK, THAILAND



INTERNATIONAL SOCIETY
OF SURGERY (ISS/SIC)



ROYAL COLLEGE
OF SURGEONS OF THAILAND

46th World Congress of Surgery

International Society of Surgery (ISS)
Soci t  Internationale de Chirurgie (SIC)

23-27 August 2015

Bangkok Convention Center, Centara Grand at Central World
Bangkok, Thailand

Jointly organised with

Royal College of Surgeons of Thailand
and the ISS/SIC Integrated Societies

International Association of Endocrine Surgeons (IAES)

International Association for Trauma Surgery and Intensive Care (IATSIC)

International Association for Surgical Metabolism and Nutrition (IASMEN)

Breast Surgery International (BSI)

International Society for Digestive Surgery (ISDS)

Alliance for Surgery and Anesthesia Presence (ASAP)

www.wcs2015.org

Visible performance. Undeniable value.



Clearify™
Visualization System



COVIDIEN

Value Analysis and Product Information